



The VLR are vertical multistage, in-line, centrifugal pumps, directly connected to an electric motor. They are not self-priming.

- HIGH HYDRAULIC EFFICIENCY
- STAINLESS STEEL HYDRAULIC END
- MOTOR DESIGNED TO EN STANDARDS

Applications

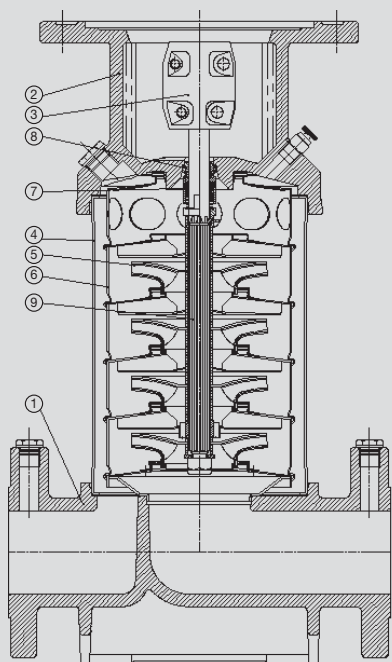
- Water supply
- Pressure Booster Systems
- Irrigation
- High pressure washes
- Firefighting systems
- Boiler supply
- Liquid transfer

Motor

- Asynchronous electric motor with enclosed stator and external ventilation
- Main dimensions are in accordance with DIN and IEC standards
- Design: V18-up to 4,0Kw
V1- to start from 5,5Kw
- Class F insulation
- Level of protection IP 55
- Maximum environmental temperature 40 °C
- Speed of rotation 2900 rpm
- Increased bearings to last longer

Versions Available

- Impeller, diffuser and outside sleeve in stainless steel
- Cast iron base, adapter and motor bracket
- VLR 32 and VLR 66 are equipped with cartridge mechanical seal, in order to avoid a motor disassembling in case of replacement
- All the "A" versions are complete with oval gas cast iron counterflanges
- The "F" version is complete with DIN round flanges



DESIGN FEATURES

Component		Material		
		VLR 2B - 16	VLR 32	VLR 66
1	Pump casing	cast iron EN GJL 200	cast iron EN GJL 500-7U	cast iron EN GJL 250
2	Motor bracket	cast iron EN GJL 200	cast iron EN GJL 200	cast iron EN GJL 200
3	Motor joint	cast iron EN GJS 400	cast iron EN GJL 500-7U	cast iron EN GJL 200
4	Sleeve	Stainless steel X5 CrNi 18-10 (AISI 304)		Stainless steel X2 CrNiMo 17-12-2 (AISI 316L)
5	Impeller	Stainless steel X5 CrNi 18-10 (AISI 304)		Stainless steel X2 CrNiMo 17-12-2 (AISI 316L)
6	Diffuser	Stainless steel X5 CrNi 18-10 (AISI 304)		Stainless steel X2 CrNiMo 17-12-2 (AISI 316L)
7	Rotating seal	silicum carbide	Tungsten carbide	silicum carbide
8	Fixed seal	Graphite		
9	Shaft	Stainless steel X2 CrNiMo 17-12-2 (Aisi 316 L)	Stainless steel X17 CrNi 16-2 (AISI 431)	Stainless steel X2 CrNiMoN 22-5-3 (UNS S 31803)
10	Gaskets	EPDM		

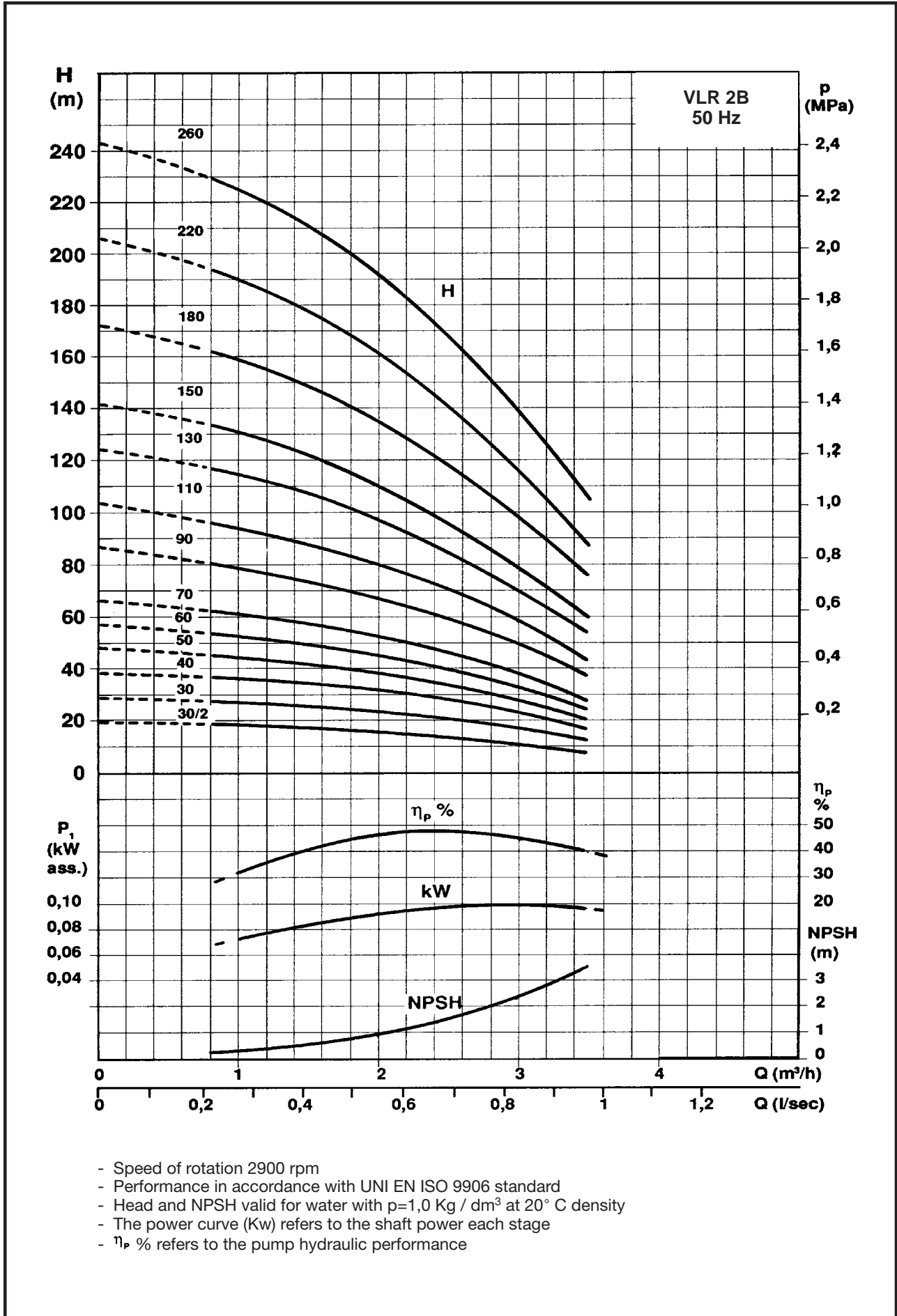
USAGE LIMITATIONS

	VLR 2B - VLR 4		VLR 8	
	Oval flanges	DIN Flanges	Oval flanges	DIN Flanges
Liquid temperature	-15° to +120°		-15° to +120°	
Maximum operating pressure	16 bar	25 bar(max temp 40°) 21 bar(max temp 120°)	16 bar	25 bar(max temp 40°) 23 bar(max temp 120°)
Maximum inlet pressure	VLR2B/30-2 VLR4/20	6bar	16 bar	VLR8/20-VLR8/30 6 bar
	VLR2B/30-VLR2B/110 VLR4/30-VLR4/100 VLR2B/130-VLR2B/260 VLR4/120-VLR4/260	10bar 15bar		VLR8/40-VLR8/200 10 bar
Minimum suction head	Please refer to the NPSH values with a safety margin of 0,5 m			

USAGE LIMITATIONS

	VLR 16	VLR 32	VLR 66
	DIN Flanges	DIN Flanges	DIN Flanges
Liquid temperature	-15° to +120°		-20° to +120°
Maximum operating pressure	VLR16/30-2 - VLR16/160 25 bar (max. temp. 85°) VLR16/30-2 - VLR16/160 23 bar (max. temp. 120°)	Max operating pressure (suction included) 25 bar	Max operating pressure (suction included) up to VLR 66-50 16 bar from VLR 66-60 25 bar
Maximum inlet pressure	VLR16/30-2 - VLR16/30 6 bar VLR16/40 - VLR16/160 10 bar		
Minimum suction head	Please refer to the NPSH values with a safety margin of 0,5 m		

TABLE OF HYDRAULIC PERFORMANCE



- Speed of rotation 2900 rpm
- Performance in accordance with UNI EN ISO 9906 standard
- Head and NPSH valid for water with $\rho=1,0 \text{ Kg / dm}^3$ at 20° C density
- The power curve (Kw) refers to the shaft power each stage
- $\eta_p \%$ refers to the pump hydraulic performance

PUMP PERFORMANCE

CODE	MODEL	Motor Power		VOLTAGE	Amp.	µF.	Q	L/1' m ³ /h	10	20	30	40	50
		HP	KW						0,6	1,2	1,8	2,4	3
E2302102 E2301002	VLR 2B - 30/2 A M VLR 2B - 30/2 A T	0,5	0,37	1 ~ 230 V 3 ~ 230 ÷ 400 V	2,7 1-0,6	14	Discharge head in meters		19	18	17	14	11
E2302103 E2301003	VLR 2B - 30 A M VLR 2B - 30 A T	0,5	0,37	1 ~ 230 V 3 ~ 230 ÷ 400 V	2,7 1,4-0,8	14			29	27	25	21	17
E2302104 E2301004	VLR 2B - 40 A M VLR 2B - 40 A T	0,75	0,55	1 ~ 230 V 3 ~ 230 ÷ 400 V	4 1,8-1	16			37	35	32	29	23
E2302105 E2301005	VLR 2B - 50 A M VLR 2B - 50 A T	0,75	0,55	1 ~ 230 V 3 ~ 230 ÷ 400 V	4 2,3-1,3	16			47	43	40	35	28
E2302106 E2301006	VLR 2B - 60 A M VLR 2B - 60 A T	1	0,75	1 ~ 230 V 3 ~ 230 ÷ 400 V	5,2 2,7-1,5	25			56	51	48	42	33
E2302107 E2301007	VLR 2B - 70 A M VLR 2B - 70 A T	1	0,75	1 ~ 230 V 3 ~ 230 ÷ 400 V	5,2 3-1,7	25			65	60	55	49	39
E2302109 E2301009	VLR 2B - 90 A M VLR 2B - 90 A T	1,5	1,1	1 ~ 230 V 3 ~ 230 ÷ 400 V	8 3,6-2,1	35			84	78	70	62	50
E2302111 E2301011	VLR 2B - 110 A M VLR 2B - 110 A T	1,5	1,1	1 ~ 230 V 3 ~ 230 ÷ 400 V	8 4,3-2,5	35			100	93	84	74	60
E2302113 E2301013	VLR 2B - 130 A M VLR 2B - 130 A T	2	1,5	1 ~ 230 V 3 ~ 230 ÷ 400 V	12 5-2,9	45			120	112	102	89	71
E2302115 E2301015	VLR 2B - 150 A M VLR 2B - 150 A T	2	1,5	1 ~ 230 V 3 ~ 230 ÷ 400 V	12 5,7-3,3	45			138	129	116	99	81
E2331018	VLR 2B - 180 FT	3	2,2	3 ~ 230 ÷ 400 V	7,2-4,1				166	155	141	122	99
E2331022	VLR 2B - 220 FT	3	2,2	3 ~ 230 ÷ 400 V	8,7-5				199	185	168	145	118
E2331026	VLR 2B - 260 FT	4	3	3 ~ 230 ÷ 400 V	11,4-6,6				232	220	200	173	141

- VLR 2B version "A": complete with 1" gas oval counterflanges
- VLR 2B version "F": round counterflanges on request

① Version with oval flanges
VLR 2B 30/2 - VLR 2B 150

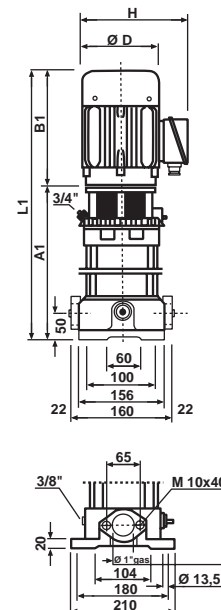




TABLE OF SIZES AND WEIGHTS

Model	Dimensions (mm)							Net Weight (kg)	
	A ₁ ①	B ₁	L ₁ ①	A ₂ ②	L ₂ ②	D	H		
VLR 2B - 30/2	238	213	451	-	-	142	109	20	-
VLR 2B - 30	238	213	451	-	-	142	109	21	-
VLR 2B - 40	256	213	469	-	-	142	109	23	-
VLR 2B - 50	274	213	487	-	-	142	109	25	-
VLR 2B - 60	296	237	533	-	-	160	131	26	-
VLR 2B - 70	314	237	551	-	-	160	131	33	-
VLR 2B - 90	350	237	587	-	-	160	131	34	-
VLR 2B - 110	386	237	623	-	-	160	131	36	-
VLR 2B - 130	441	265	706	-	-	185	130	37	-
VLR 2B - 150	477	265	742	-	-	185	130	43	-
VLR 2B - 180	-	265	-	556	821	185	130	-	49
VLR 2B - 220	-	265	-	628	893	185	130	-	61
VLR 2B - 260	-	315	-	704	1019	200	140	-	63

② Version with flanges
PN10 DIN 2534/ISO 7005-2

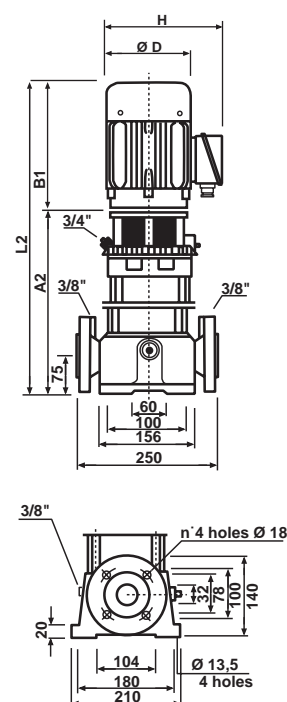
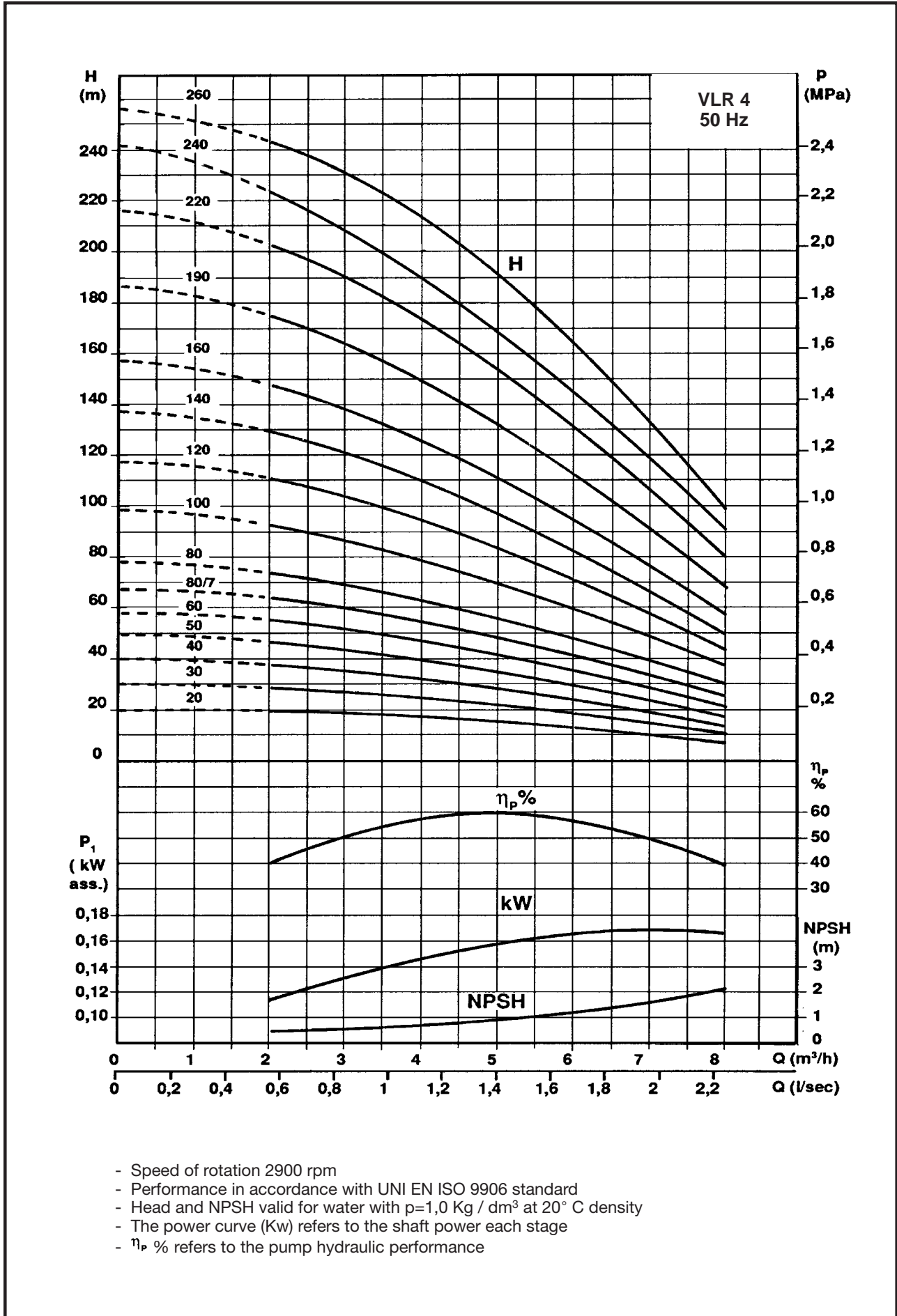


TABLE OF HYDRAULIC PERFORMANCE





PUMP PERFORMANCE

CODE	MODEL	Motor Power		VOLTAGE	Amp.	µF.	Q	Discharge head in meters					
		HP	KW					L/1'	40	60	80	100	120
								m ³ /h	2,4	3,6	4,8	6	7,2
E3502102 E3501002	VLR 4 - 20 A M VLR 4 - 20 A T	0,5	0,37	1 ~ 230 V 3 ~ 230 ÷ 400 V	2,7 1,73-1	14	Discharge head in meters	19	17	15	13	9	
E3502103 E3501003	VLR 4 - 30 A M VLR 4 - 30 A T	0,75	0,55	1 ~ 230 V 3 ~ 230 ÷ 400 V	4 2,5-1,45	16		28	25	22	19	13	
E3502104 E3501004	VLR 4 - 40 A M VLR 4 - 40 A T	1	0,75	1 ~ 230 V 3 ~ 230 ÷ 400 V	5,2 3,3-1,9	25		36	33	29	25	18	
E3502105 E3501005	VLR 4 - 50 A M VLR 4 - 50 A T	1,5	1,1	1 ~ 230 V 3 ~ 230 ÷ 400 V	8 4,3-2,5	35		44	42	37	31	23	
E3502106 E3501006	VLR 4 - 60 A M VLR 4 - 60 A T	1,5	1,1	1 ~ 230 V 3 ~ 230 ÷ 400 V	8 4,3-2,5	35		53	50	44	38	27	
E3502107 E3501007	VLR 4 - 80/7 A M VLR 4 - 80/7 A T	2	1,5	1 ~ 230 V 3 ~ 230 ÷ 400 V	12 5,9-3,4	45		61	58	51	44	32	
E3502108 E3501008	VLR 4 - 80 A M VLR 4 - 80 A T	2	1,5	1 ~ 230 V 3 ~ 230 ÷ 400 V	12 5,9-3,4	45		71	67	59	50	37	
E3501010	VLR 4 - 100 A T	3	2,2	3 ~ 230 ÷ 400 V	8,3-4,8			90	82	72	61	46	
E3501012	VLR 4 - 120 A T	3	2,2	3 ~ 230 ÷ 400 V	8,3-4,8			107	99	87	73	54	
E3501014	VLR 4 - 140 A T	4	3	3 ~ 230 ÷ 400 V	10,9-6,3			124	116	102	85	63	
E3501016	VLR 4 - 160 A T	4	3	3 ~ 230 ÷ 400 V	10,9-6,3			142	132	116	97	72	
E3531019 E3531119	VLR 4 - 190 FT VLR 4 - 190 FT	5,5	4	3 ~ 230 ÷ 400 V 3 ~ 400 ÷ 690 V	13,8-8			170	157	138	114	86	
E3531022 E3531122	VLR 4 - 220 FT VLR 4 - 220 FT	5,5	4	3 ~ 230 ÷ 400 V 3 ~ 400 ÷ 690 V	13,8-8			196	181	160	131	101	
E3531024 E3531124	VLR 4 - 240 FT VLR 4 - 240 FT	7,5	5,5	3 ~ 230 ÷ 400 V 3 ~ 400 ÷ 690 V	12,4-21,5			213	198	175	143	110	
E3531026 E3531126	VLR 4 - 260 FT VLR 4 - 260 FT	7,5	5,5	3 ~ 230 ÷ 400 V 3 ~ 400 ÷ 690 V	12,4-21,5			230	213	189	156	120	

- VLR 4 version "A": complete with 1" 1/4 gas oval counterflanges
- VLR 4 version "F": round counterflanges on request

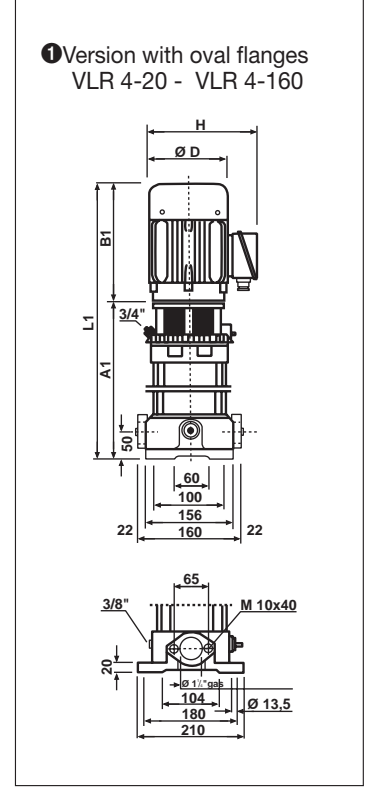


TABLE OF SIZES AND WEIGHTS

Model	Dimensions (mm)							Net Weight (kg)	
	A ₁ ①	B ₁	L ₁ ①	A ₂ ②	L ₂ ②	D	H	⊙	⊙
VLR 4 - 20	238	213	451	-	-	142	109	20	-
VLR 4 - 30	265	213	478	-	-	142	109	21	-
VLR 4 - 40	296	237	533	-	-	160	131	23	-
VLR 4 - 50	323	237	560	-	-	160	131	25	-
VLR 4 - 60	350	237	587	-	-	160	131	26	-
VLR 4 - 80/7	423	265	688	-	-	185	130	33	-
VLR 4 - 80	423	265	688	-	-	185	130	33	-
VLR 4 - 100	477	265	742	-	-	185	130	36	-
VLR 4 - 120	531	265	796	-	-	185	130	37	-
VLR 4 - 140	589	315	904	-	-	200	140	41	-
VLR 4 - 160	643	315	958	-	-	200	140	43	-
VLR 4 - 190	-	335	-	749	1084	200	140	-	61
VLR 4 - 220	-	335	-	830	1165	200	140	-	63
VLR 4 - 240	-	385	-	911	1298	260	185	-	87
VLR 4 - 260	-	385	-	965	1350	260	185	-	89

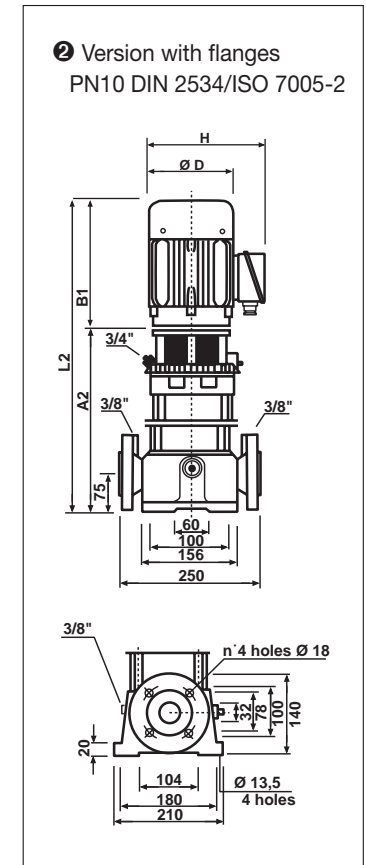
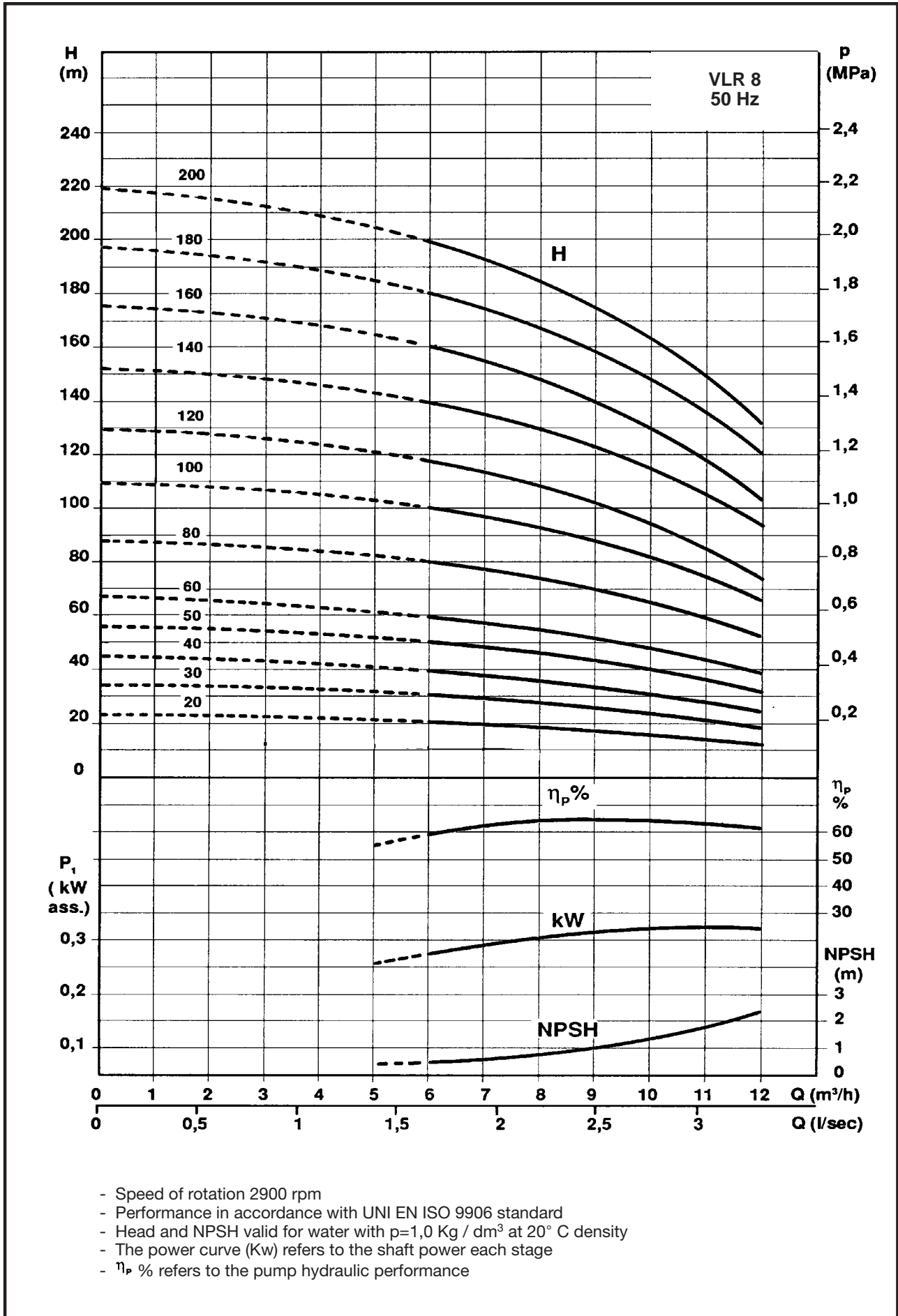


TABLE OF HYDRAULIC PERFORMANCE

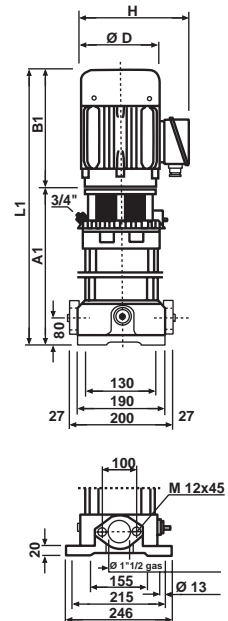


PUMP PERFORMANCE

CODE	MODEL	Motor Power		VOLTAGE	Amp.	µF.	Q	Discharge head in meters				
		HP	KW					L/1' m ³ /h	50	100	150	175
E4502102 E4501002	VLR 8 - 20 A M VLR 8 - 20 A T	1	0,75	1 ~ 230 V 3 ~ 230 ÷ 400 V	5,2 3,3-1,9	25	Discharge head in meters	3	6	9	10,5	12
E4502103 E4501003	VLR 8 - 30 A M VLR 8 - 30 A T	1,5	1,1	1 ~ 230 V 3 ~ 230 ÷ 400 V	8 4,3-2,5	35		32	30	27	23	19
E4502104 E4501004	VLR 8 - 40 A M VLR 8 - 40 A T	2	1,5	1 ~ 230 V 3 ~ 230 ÷ 400 V	12 5,9-3,4	45		42	40	35	30	26
E4501005	VLR 8 - 50 A T	3	2,2	3 ~ 230 ÷ 400 V	8,8-5,1			53	50	44	38	32
E4501006	VLR 8 - 60 A T	3	2,2	3 ~ 230 ÷ 400 V	8,8-5,1			64	60	52	45	39
E4501008	VLR 8 - 80 A T	4	3	3 ~ 230 ÷ 400 V	11,8-6,8			85	80	70	60	52
E4501010 E4501110	VLR 8 - 100 A T VLR 8 - 100 A T	5,5	4	3 ~ 230 ÷ 400 V 3 ~ 400 ÷ 690 V	16,8-9,7			106	100	88	76	65
E4501012 E4501112	VLR 8 - 120 A T VLR 8 - 120 A T	5,5	4	3 ~ 230 ÷ 400 V 3 ~ 400 ÷ 690 V	16,8-9,7			127	119	104	90	77
E4531014 E4531114	VLR 8 - 140 FT VLR 8 - 140 FT	7,5	5,5	3 ~ 230 ÷ 400 V 3 ~ 400 ÷ 690 V	21,5-12,4			149	130	122	105	92
E4531016 E4531116	VLR 8 - 160 FT VLR 8 - 160 FT	7,5	5,5	3 ~ 230 ÷ 400 V 3 ~ 400 ÷ 690 V	21,5-12,4			171	160	138	120	104
E4531018 E4531118	VLR 8 - 180 FT VLR 8 - 180 FT	10	7,5	3 ~ 230 ÷ 400 V 3 ~ 400 ÷ 690 V	28-16,4			193	181	160	135	120
E4531020 E4531120	VLR 8 - 200 FT VLR 8 - 200 FT	10	7,5	3 ~ 230 ÷ 400 V 3 ~ 400 ÷ 690 V	28-16,4			214	200	175	153	132

- VLR 8 version "A" complete with 1" 1/2 GAS oval counterflanges
 - VLR 8 version "F" round counterflanges on request

① Version with oval flanges
 VLR 8-20 - VLR 8-120



② Version with flanges
 PN10 DIN 2534/ISO 7005-2

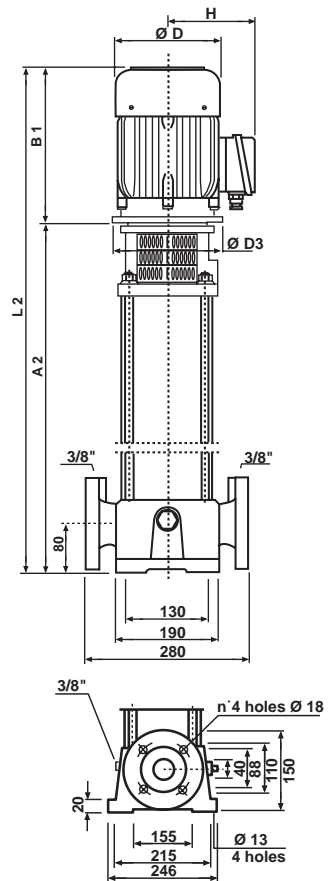
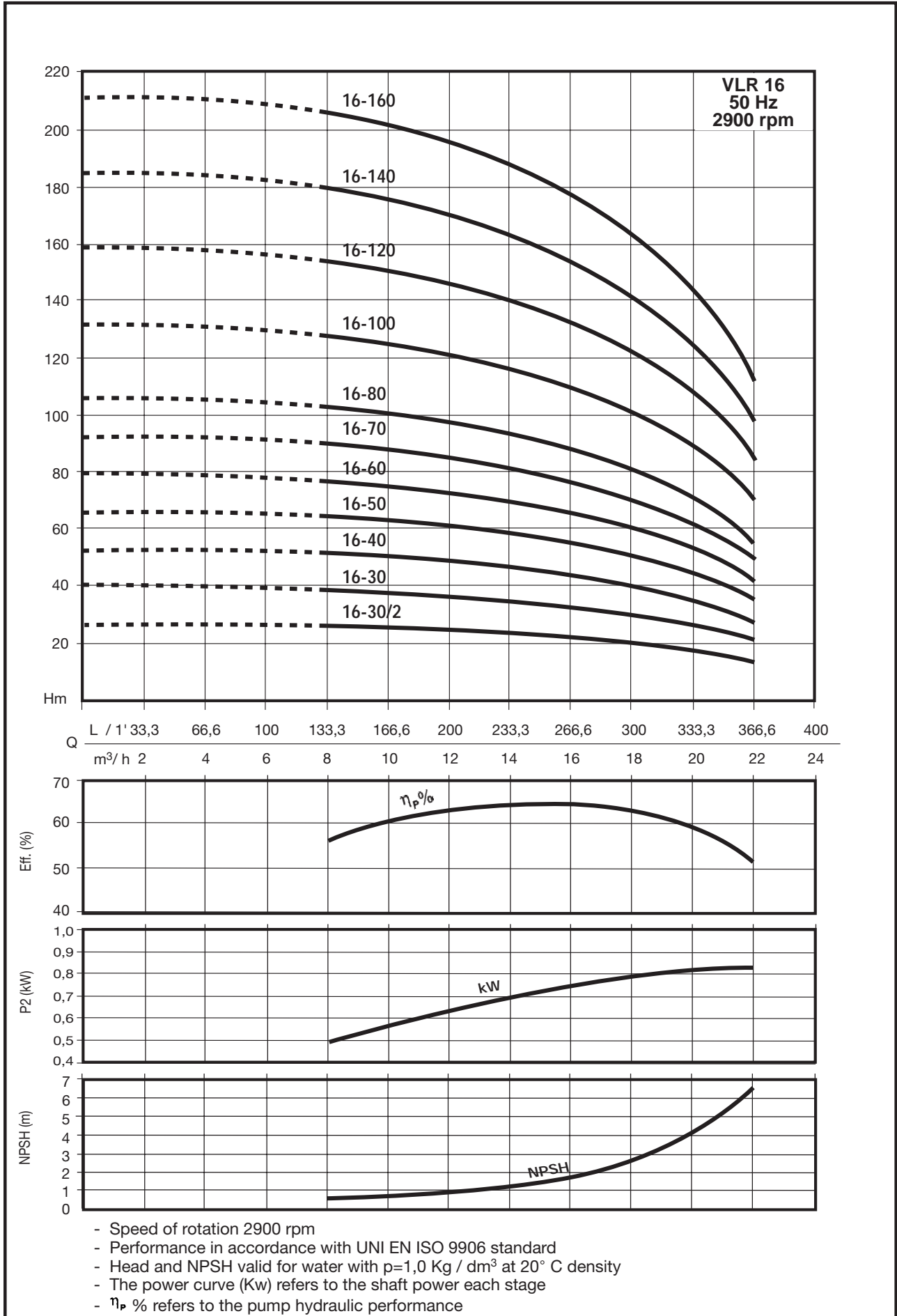


TABLE OF SIZES AND WEIGHTS

Model	Dimensions (mm)								Net Weight (kg)	
	A ₁ ①	B ₁	L ₁ ①	A ₂ ②	L ₂ ②	D	H	D ₃		
VLR 8 - 20	245	237	482	-	-	160	131	-	30	-
VLR 8 - 30	375	237	612	-	-	160	131	-	32	-
VLR 8 - 40	420	265	685	-	-	185	130	-	40	-
VLR 8 - 50	450	265	715	-	-	185	130	-	42	-
VLR 8 - 60	480	265	745	-	-	185	130	-	43	-
VLR 8 - 80	545	315	860	-	-	200	140	-	51	-
VLR 8 - 100	605	335	940	-	-	200	140	-	52	-
VLR 8 - 120	665	335	1000	-	-	200	140	-	56	-
VLR 8 - 140	-	385	-	745	1130	260	185	300	-	85
VLR 8 - 160	-	385	-	805	1190	260	185	300	-	86
VLR 8 - 180	-	385	-	865	1250	260	185	300	-	90
VLR 8 - 200	-	385	-	925	1310	260	185	300	-	91

TABLE OF HYDRAULIC PERFORMANCE



PUMP PERFORMANCE

CODE	MODEL	Motor Power		VOLTAGE	Amp.	Q	Discharge head in meters					
		HP	kW				L/1'	100	200	250	300	350
							m ³ /h	6	12	15	18	21
E5501002	VLR 16 - 30/2 FT	3	2,2	3 ~ 230 ÷ 400 V	8,5-4,9	Discharge head in meters	26	25	23	20	16	
E5501003	VLR 16 - 30 FT	4	3	3 ~ 230 ÷ 400 V	11,6-6,7		39	37	34	30	24	
E5501004 E5501104	VLR 16 - 40 FT	5,5	4	3 ~ 230 ÷ 400 V 3 ~ 400 ÷ 690 V	14,3-8,3 8,3-4,8		52	49	46	40	32	
E5501005 E5501105	VLR 16 - 50 FT	7,5	5,5	3 ~ 230 ÷ 400 V 3 ~ 400 ÷ 690 V	19,6-11,3 11,3-8,5		65	62	57	51	40	
E5501006 E5501106	VLR 16 - 60 FT	7,5	5,5	3 ~ 230 ÷ 400 V 3 ~ 400 ÷ 690 V	19,6-11,3 11,3-8,5		78	74	69	61	47	
E5501007 E5501107	VLR 16 - 70 FT	10	7,5	3 ~ 230 ÷ 400 V 3 ~ 400 ÷ 690 V	24,8-14,3 14,3-8,3		91	86	80	71	55	
E5501008 E5501108	VLR 16 - 80 FT	10	7,5	3 ~ 230 ÷ 400 V 3 ~ 400 ÷ 690 V	24,8-14,3 14,3-8,3		104	98	92	81	63	
E5501010 E5501110	VLR 16 - 100 FT	15	11	3 ~ 230 ÷ 400 V 3 ~ 400 ÷ 690 V	36,3-21,0 21,0-12,1		130	123	115	101	79	
E5501012 E5501112	VLR 16 - 120 FT	15	11	3 ~ 230 ÷ 400 V 3 ~ 400 ÷ 690 V	36,3-21,0 21,0-12,1		156	148	137	121	95	
E5501014 E5501114	VLR 16 - 140 FT	20	15	3 ~ 230 ÷ 400 V 3 ~ 400 ÷ 690 V	48,4-28,0 28,0-12,6		182	172	160	142	111	
E5501016 E5501116	VLR 16 - 160 FT	20	15	3 ~ 230 ÷ 400 V 3 ~ 400 ÷ 690 V	48,4-28,0 28,0-12,6		208	197	183	162	126	

Flanges DN 50 PN 25 DIN 2534 / ISO 7005-2 (with 65mm diameter bore)
 Optional counterflanges
 Approximate motor power.
 The real value depends on type of motor installed and type of applications.

TABLE OF SIZES AND WEIGHTS

Model	Dimensions (mm)						Net Weight (kg)
	A	B	L	D	H	D ₃	
VLR 16 - 30/2	460	265	725	185	130	140	52
VLR 16 - 30	464	315	779	200	140	250	56
VLR 16 - 40	509	335	844	200	140	250	59
VLR 16 - 50	575	385	960	260	185	300	82
VLR 16 - 60	620	385	1005	260	185	300	84
VLR 16 - 70	665	385	1050	260	185	300	90
VLR 16 - 80	710	385	1095	260	185	300	92
VLR 16 - 100	830	495	1325	260	185	350	136
VLR 16 - 120	920	495	1425	260	185	350	140
VLR 16 - 140	1010	495	1505	310	230	350	181
VLR 16 - 160	1100	495	1595	310	230	350	185

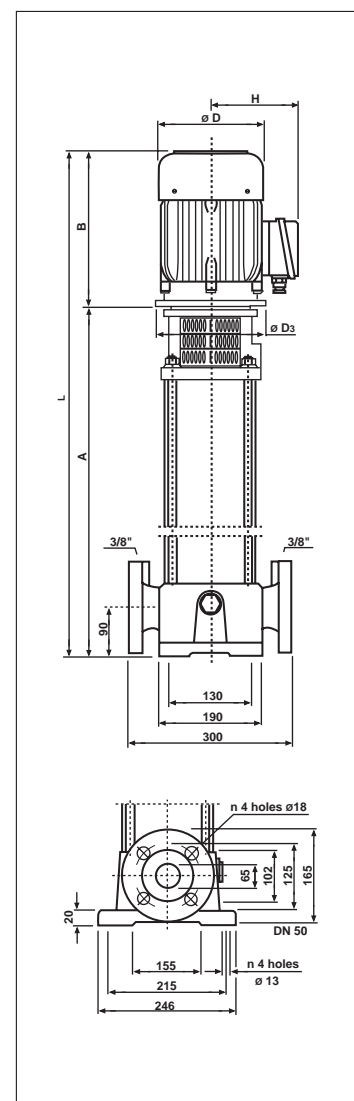
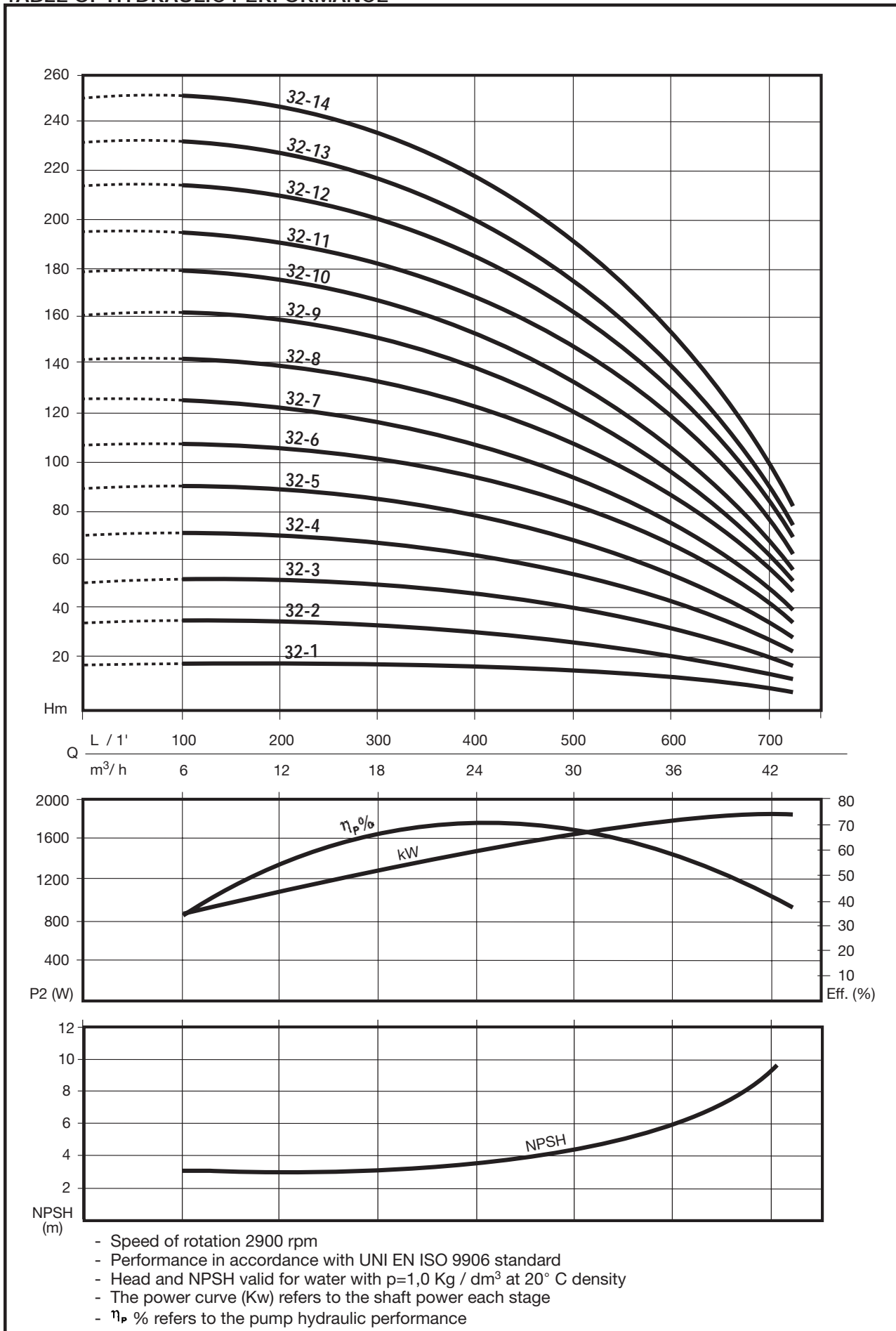


TABLE OF HYDRAULIC PERFORMANCE



PUMP PERFORMANCE

CODE	MODEL	Motor Power		VOLTAGE	Amp.	Q	Discharge head in meters												
		HP	kW				L/1'	0	150	200	250	300	350	400	500	600	700		
							m ³ /h	0	9	12	15	18	21	24	30	36	42		
E6600020	VLR 32-1	3	2,2	3 ~ 230 ÷ 400 V	8,65-5	Discharge head in meters	18	18	18	18	17	17	16	14	11	7			
E6600050	VLR 32-2	5,5	4	3 ~ 400 ÷ 690 V	8,6		36	36	35	35	34	33	31	27	22	14			
E6600090	VLR 32-3	7,5	5,5	3 ~ 400 ÷ 690 V	10,9		54	53	53	53	51	50	47	41	33	20			
E6600130	VLR 32-4	10	7,5	3 ~ 400 ÷ 690 V	14,7		72	71	71	70	68	66	63	55	44	27			
E6600170	VLR 32-5	15	11	3 ~ 400 ÷ 690 V	21		90	89	89	88	85	83	79	69	55	34			
E6600210	VLR 32-6	15	11	3 ~ 400 ÷ 690 V	21		107	107	106	105	102	99	94	82	66	41			
E6600250	VLR 32-7	20	15	3 ~ 400 ÷ 690 V	29		125	125	124	123	119	116	110	96	77	48			
E6600290	VLR 32-8	20	15	3 ~ 400 ÷ 690 V	29		143	142	142	140	136	132	126	110	88	54			
E6600330	VLR 32-9	25	18,5	3 ~ 400 ÷ 690 V	35		161	160	159	158	153	149	141	123	99	61			
E6600370	VLR 32-10	30	22	3 ~ 400 ÷ 690 V	42		179	178	177	175	170	165	157	137	110	68			
E6600410	VLR 32-11	30	22	3 ~ 400 ÷ 690 V	42		196	196	195	193	187	182	173	151	121	75			
E6600450	VLR 32-12	40	30	3 ~ 400 ÷ 690 V	55		214	214	212	210	204	198	188	164	132	82			
E6600490	VLR 32-13	40	30	3 ~ 400 ÷ 690 V	55		232	231	230	228	221	215	204	178	143	88			
E6600530	VLR 32-14	40	30	3 ~ 400 ÷ 690 V	55		250	249	248	245	238	231	220	192	154	95			

TABLE OF SIZES AND WEIGHTS

Model	Dimensions (mm)				Net Weight (Kg)
	A	B	C	D	
VLR 32-1	580	850	185	145	78
VLR 32-2	650	950	210	155	93,5
VLR 32-3	770	1160	260	200	114
VLR 32-4	840	1230	260	200	121
VLR 32-5	910	1370	260	215	153
VLR 32-6	980	1440	260	215	157,5
VLR 32-7	1050	1510	260	215	166,5
VLR 32-8	1120	1580	260	215	177,5
VLR 32-9	1190	1650	320	245	200
VLR 32-10	1260	1800	320	245	218
VLR 32-11	1330	1870	320	245	222,5
VLR 32-12	1400	1980	320	245	236
VLR 32-13	1480	2120	360	275	269
VLR 32-14	1550	2190	360	275	280

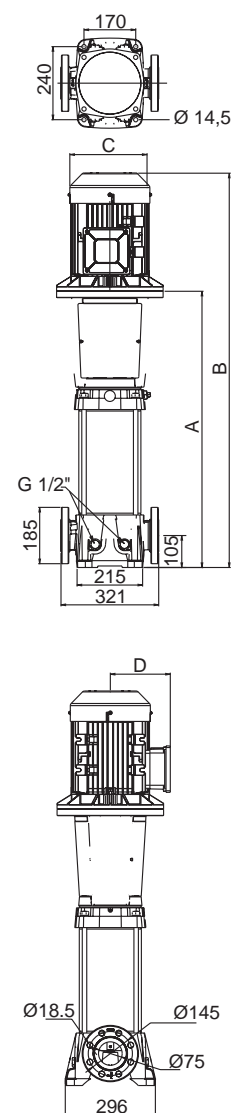
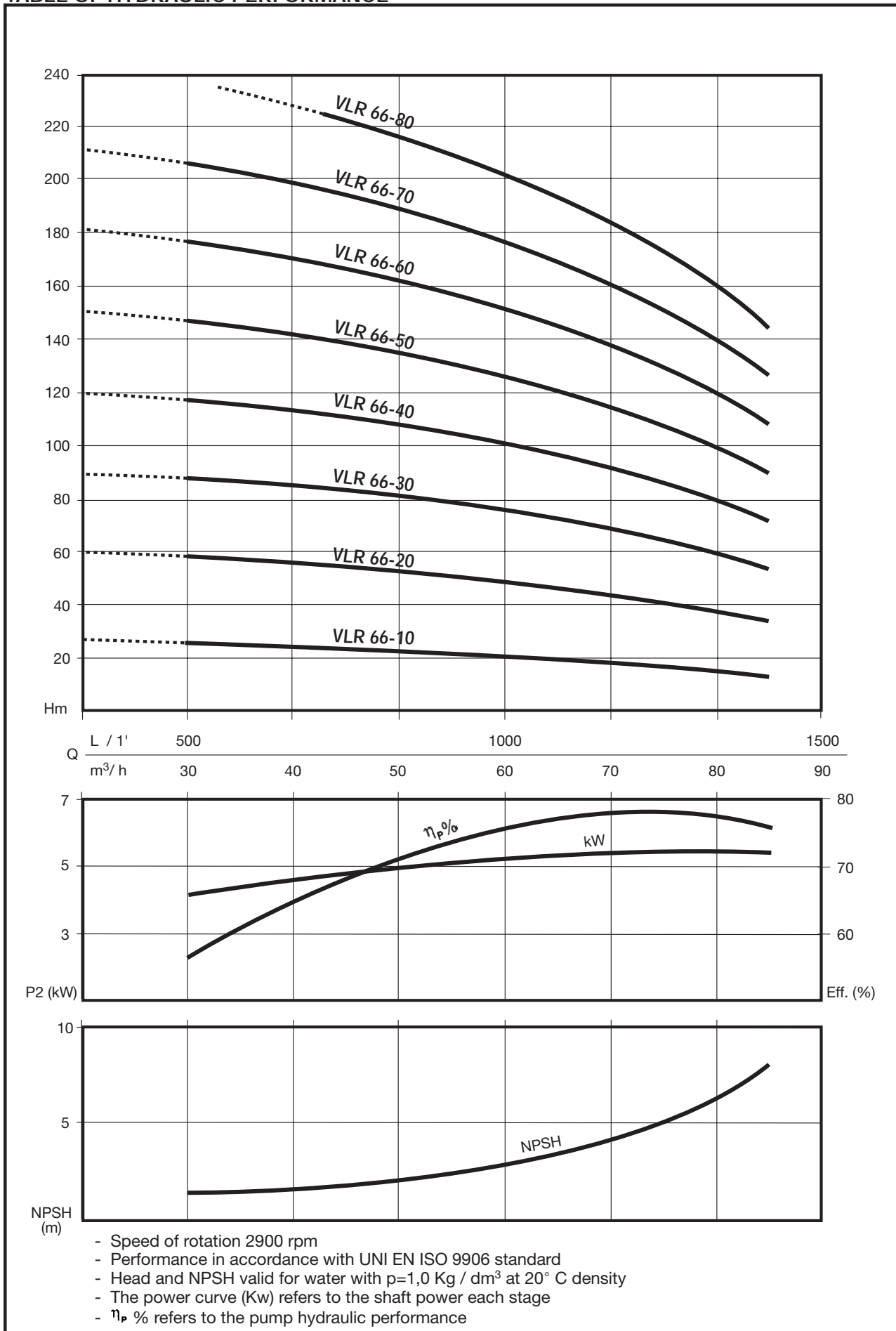


TABLE OF HYDRAULIC PERFORMANCE



PUMP PERFORMANCE

CODE	MODEL	Motor Power		TENSION	Amp.	Q	L/1'	0	500	600	800	1000	1200	1300	1417
		HP	kW				m ³ /h	0	30	36	48	60	72	78	85
E7600010	VLR 66-10 F T	7,5	5,5	3 ~ 400 ÷ 690 V	11	Discharge head in meters	29,2	25,8	24,8	22,8	20,7	17,9	16,1	13,5	
E7600020	VLR 66-20 F T	15	11	3 ~ 400 ÷ 690 V	21		60,4	55,7	54,4	51,1	47,1	42	38,9	34,7	
E7600030	VLR 66-30 F T	25	18,5	3 ~ 400 ÷ 690 V	32		91,4	84,7	83	77,7	72	64	60	53,5	
E7600040	VLR 66-40 F T	30	22	3 ~ 400 ÷ 690 V	40		121,6	112,5	110	103,3	96	86	79	70,8	
E7600050	VLR 66-50 F T	40	30	3 ~ 400 ÷ 690 V	55		152	140,4	137	129	119	107	99	88,5	
E7600060	VLR 66-60 F T	50	37	3 ~ 400 ÷ 690 V	65		182,4	168,5	164	155,3	143	128	119	106,2	
E7600070	VLR 66-70 F T	60	45	3 ~ 400 ÷ 690 V	80		212,8	196,5	192	180,7	167	150	139	123,9	
E7600080	VLR 66-80 F T	60	45	3 ~ 400 ÷ 690 V	80		243,2	224,6	219	206,3	191	171	159	141,6	

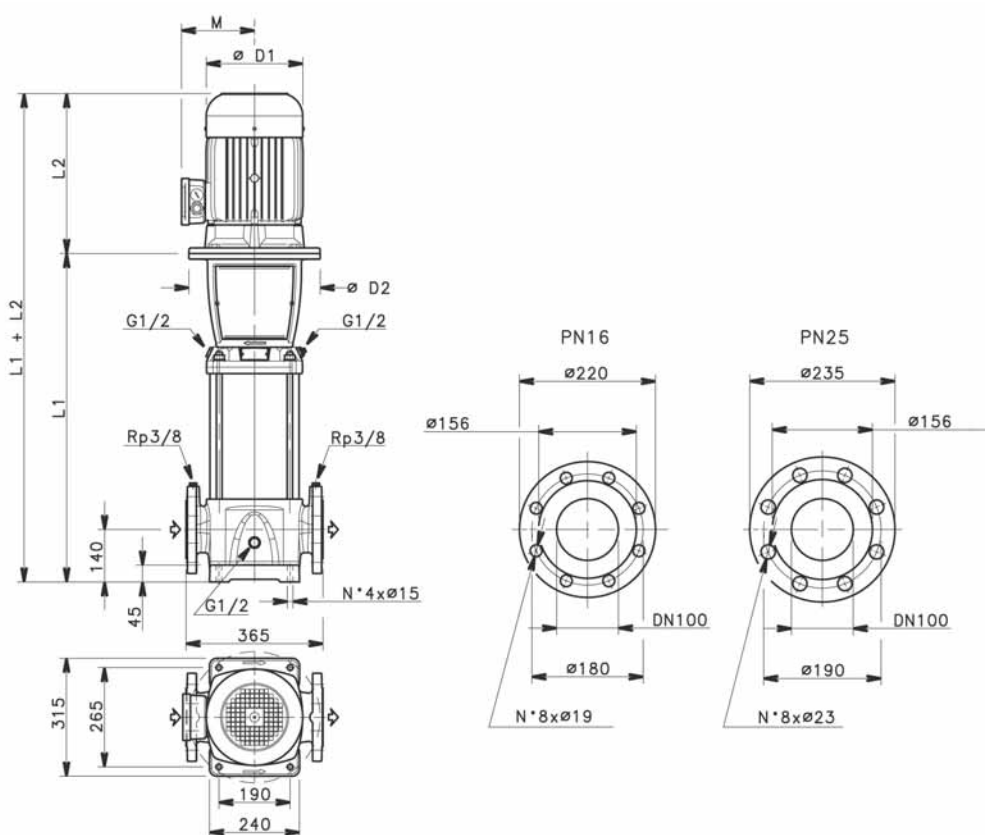


TABLE OF SIZES AND WEIGHTS

Model	Motor		Flanges	Dimensions (mm)					Net Weight (Kg)	
	KW	MEC		L1	L2	D1	D2	M	PUMP	TOTAL
VLR 66-10 F T	5,5	132	16	574	374	220	300	151	72	107
VLR 66-20 F T	11	160	16	699	427	257	350	194	81	148
VLR 66-30 F T	18,5	160	16	789	532	310	350	244	86	202
VLR 66-40 F T	22	180	16	879	532	310	350	244	93	213
VLR 66-50 F T	30	200	16	969	613	354	400	278	105	237
VLR 66-60 F T	37	200	25	1059	613	354	400	278	113	255
VLR 66-70 F T	45	225	25	1149	710	411	450	298	122	341
VLR 66-80 F T	45	225	25	1239	710	411	450	298	127	346

Counterflanges not included, available on request